David Graffam © 2011
Redistribution of this product is prohibited.
www.davesgames.net

SOUTH

LOWER LEVEL EAST



NORTH

LOWER LEVEL WEST



AFFIX BUTTRESS



AFFIX BUTTRESS



AFFIX BUTTRESS







David Graffam © 2011
Redistribution of this product is prohibited.
www.davesgames.net







BUTTRESSES



SHED ROOF



When creating roof pieces, fold the wood-textured tabs all the way underneath and glue flat.

David Graffam © 2011
Redistribution of this product is prohibited.
www.davesgames.net

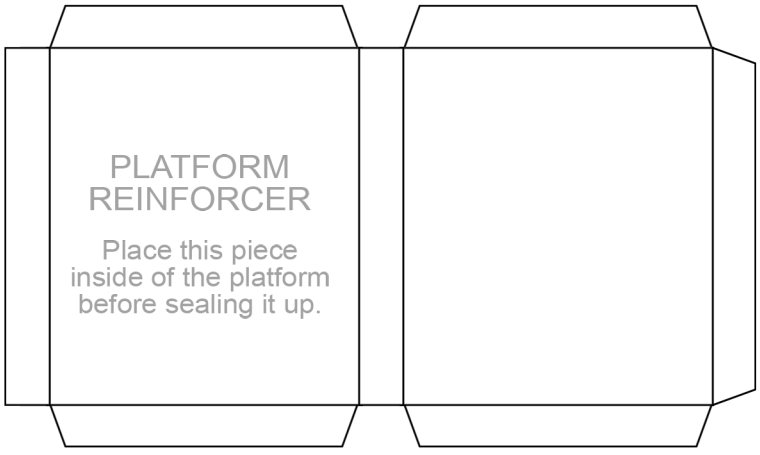

PLATFORM REINFORCER

Place this piece inside of the platform before sealing it up.



UPPER LEVEL FLOOR

THIS SIDE FACES DOWN

After assembling the upper walls, affix this piece (face down) to their lower tabs. When dry, affix this piece to the top tabs of the assembled lower walls. Carefully check the placement of the buttresses as you do so.

David Graffam © 2011
Redistribution of this product is prohibited.
www.davesgames.net

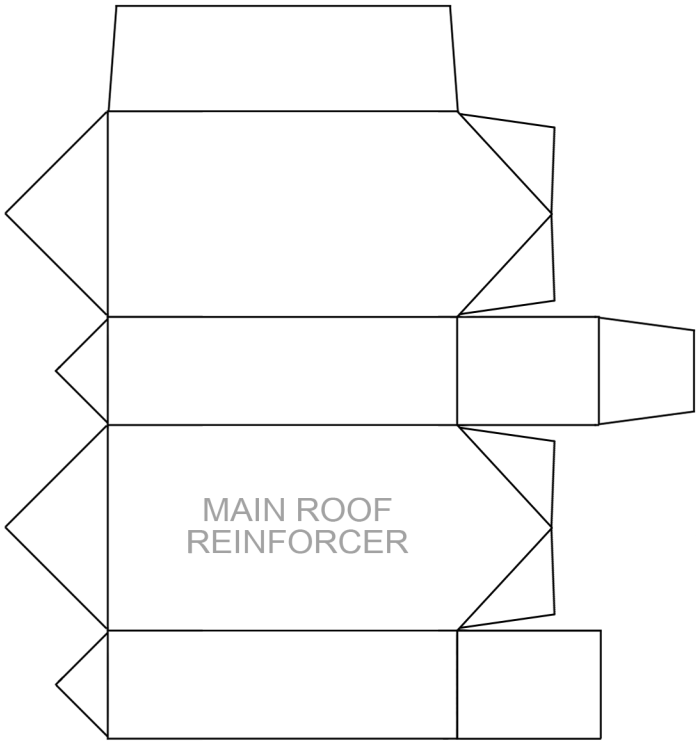

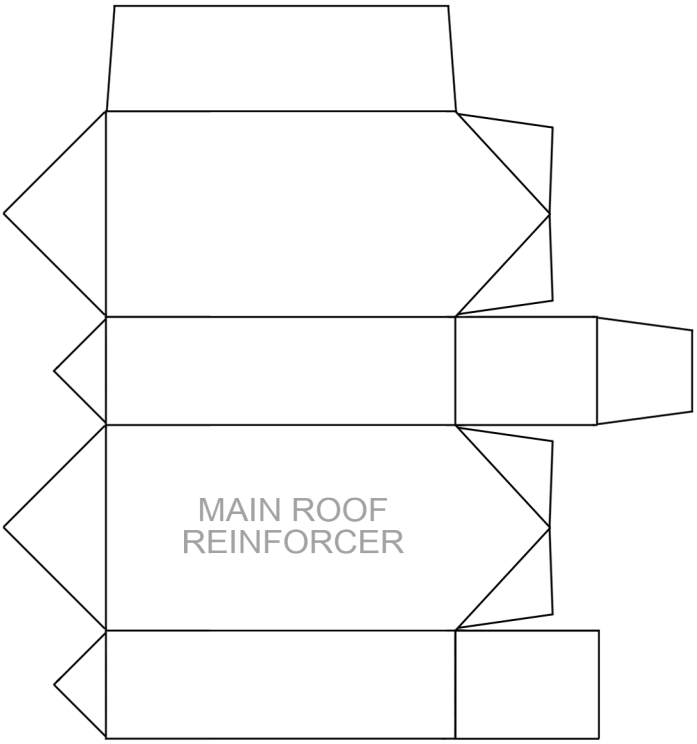

David Graffam © 2011
Redistribution of this product is prohibited.
www.davesgames.net

When creating roof pieces, fold the wood-textured tabs all the way underneath and glue flat.









ROOF WEST

David Graffam © 2011
Redistribution of this product is prohibited.
www.davesgames.net

When creating roof pieces, fold the wood-textured tabs all the way underneath and glue flat.


UPPER LEVEL SOUTH
AFFIX ROOF
AFFIX ROOF
David Graffam © 2011
Redistribution of this product is prohibited.
www.davesgames.net
AFFIX ROOF
AFFIX ROOF
AFFIX SMALL WALL DORMER
UPPER LEVEL NORTH



When creating roof pieces, fold the wood-textured tabs all the way underneath and glue flat.

AFFIX ROOF WEST

David Graffam © 2011
Redistribution of this product is prohibited.
www.davesgames.net

ROOF EAST

LARGE WALL DORMER ROOF



When creating roof pieces, fold the wood-textured tabs all the way underneath and glue flat.

AFFIX LARGE WALL DORMER ROOF



LARGE WALL DORMER

David Graffam © 2011
Redistribution of this product is prohibited.
www.davesgames.net

LARGE WALL DORMER BEAMS

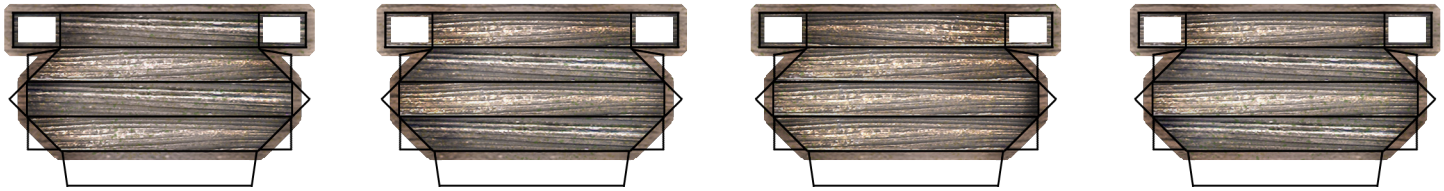

ROOF DORMER ROOF



When creating roof pieces, fold the wood-textured tabs all the way underneath and glue flat.

CHIMNEY DETAIL

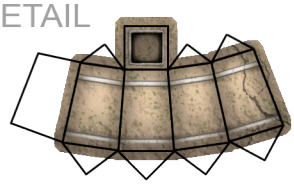



SMALL CHIMNEY

David Graffam © 2011
Redistribution of this product is prohibited.
www.davesgames.net



CHIMNEY DETAILS



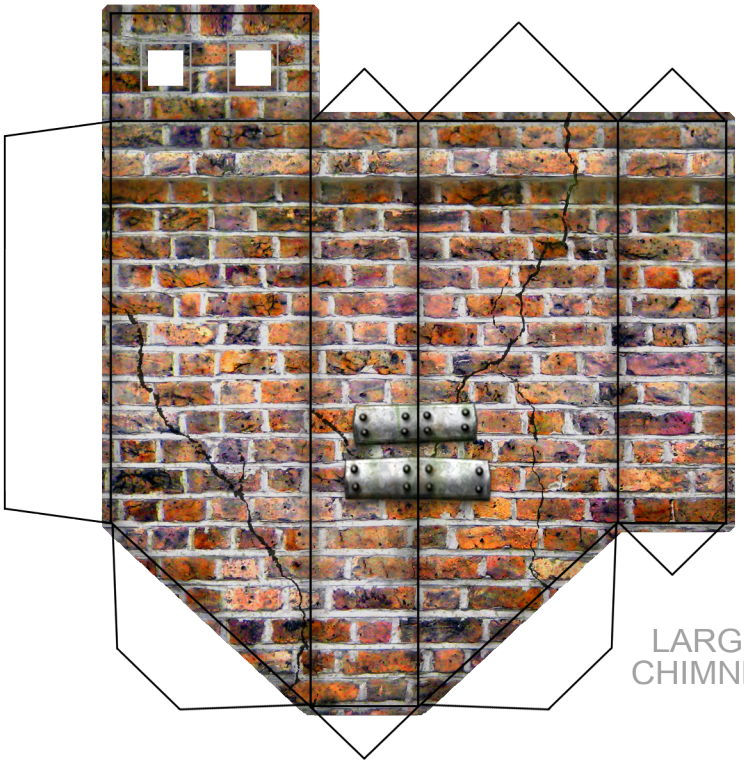

LARGE CHIMNEY



SMALL
WALL DORMER
BEAMS

David Graffam © 2011
Redistribution of this product is prohibited.
www.davesgames.net

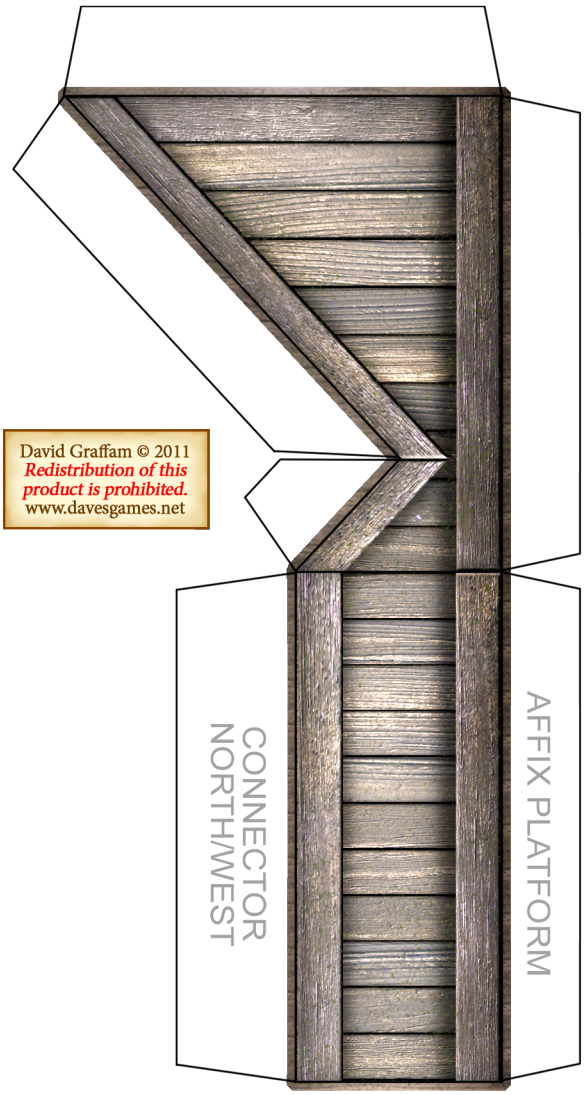



SMALL
WALL DORMER
ROOF

When creating roof pieces, fold the wood-textured tabs all the way underneath and glue flat.

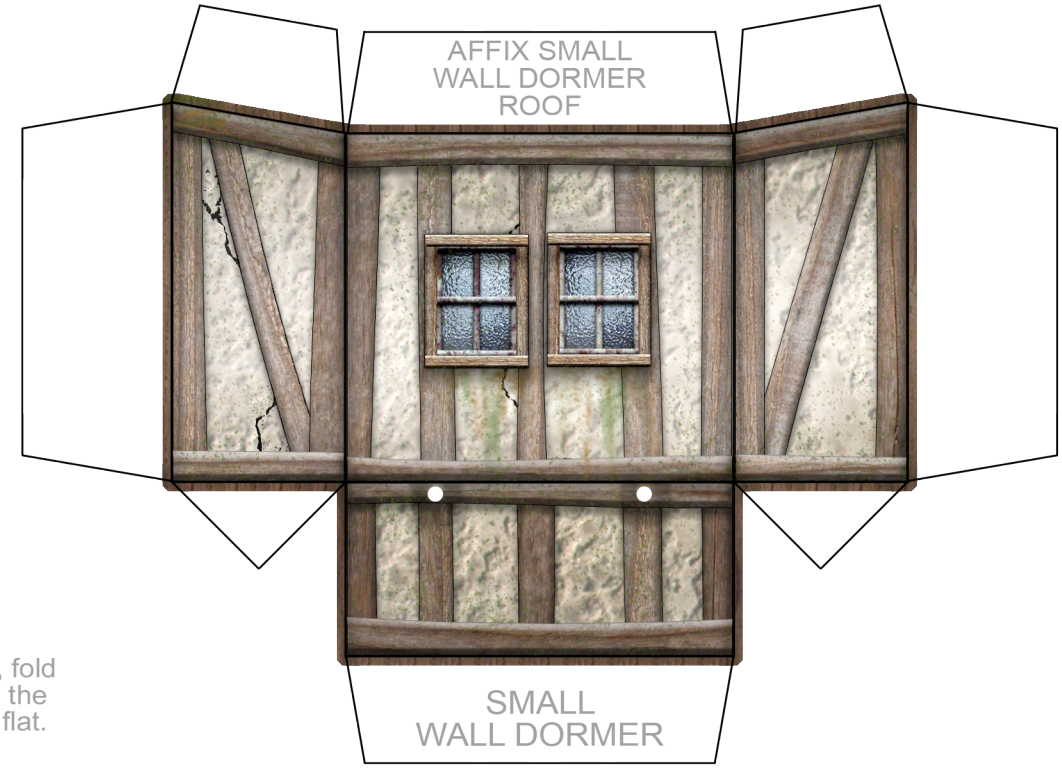

PLATFORM

AFFIX
CONNECTOR

This page contains only Roof Addition pieces. Do not print unless you are using the Roof Addition option.

AFFIX
SHED

David Graffam © 2011
Redistribution of this product is prohibited.
www.davesgames.net

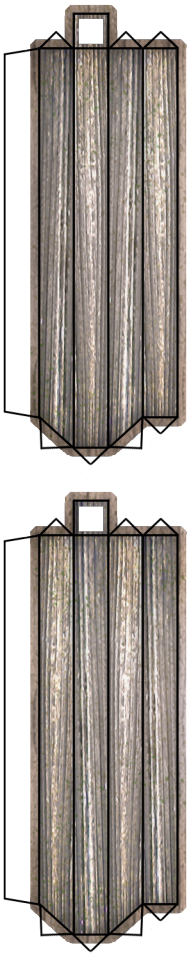

PLATFORM VERTICAL BEAMS

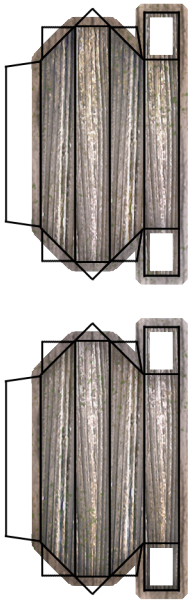

PLATFORM DIAGONAL BEAMS



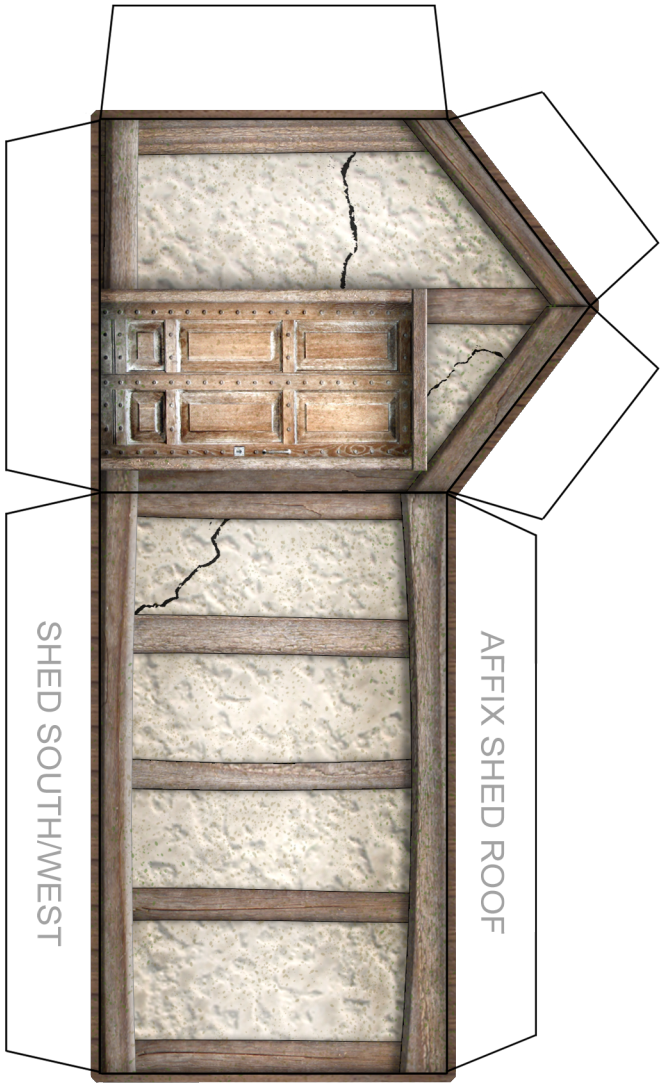

David Graffam © 2011
Redistribution of this product is prohibited.
www.davesgames.net



PLATFORM RAILINGS

This page contains only Roof Addition pieces.
Do not print unless you are using the Roof Addition option.

